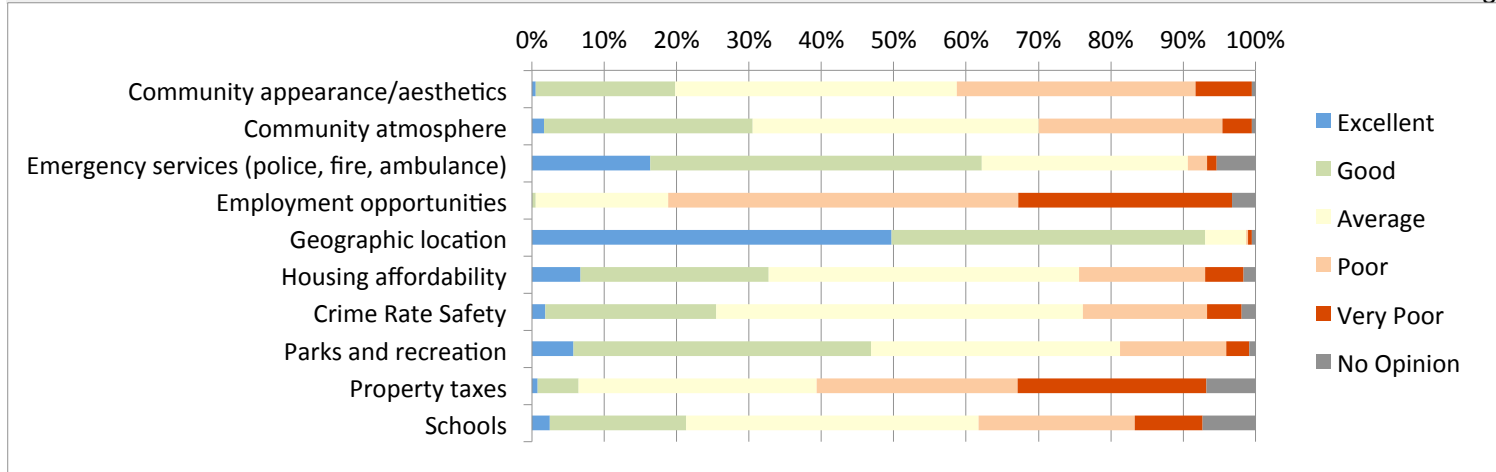


COMPREHENSIVE PLAN PUBLIC OPINION ONLINE SURVEY

1. If asked by someone contemplating a move to the City of Kingston, how would you rate the following?

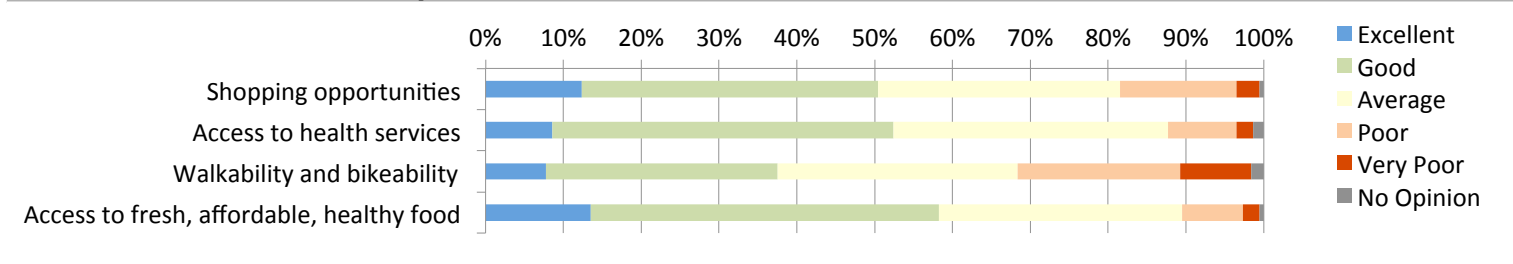
	1	2	3	4	5	6		
	Excellent	Good	Average	Poor	Very Poor	No Opinion	Average Score	Average Sentiment
Community appearance/aesthetics	2	72	145	123	29	2	3.28	Average
Community atmosphere	6	107	146	94	15	2	3.01	Average
Emergency services (police, fire, ambulance)	61	171	106	10	5	20	2.23	Good
Employment opportunities	0	2	68	180	110	12	4.11	Poor
Geographic location	186	162	21	1	2	2	1.58	Excellent
Housing affordability	25	97	160	65	20	6	2.89	Average
Crime Rate Safety	7	88	189	64	18	7	2.99	Average
Parks and recreation	21	152	127	54	12	3	2.68	Average
Property taxes	3	21	122	103	97	25	3.78	Poor
Schools	9	70	150	80	35	27	3.18	Average



COMPREHENSIVE PLAN PUBLIC OPINION ONLINE SURVEY

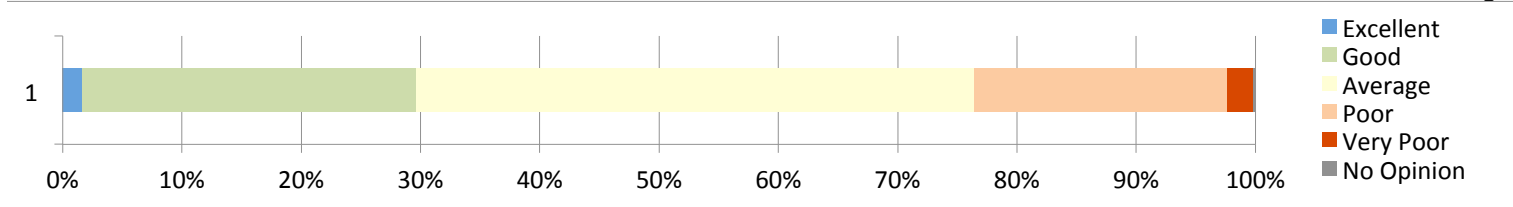
2. As with the previous question, if asked by someone contemplating a move to the City of Kingston, how would you rate the following?

	1 Excellent	2 Good	3 Average	4 Poor	5 Very Poor	6 No Opinion	Average Score	Average Sentiment
Shopping opportunities	46	142	116	56	11	2	2.58	Good
Access to health services	32	164	132	33	8	5	2.51	Good
Walkability and bikeability	29	111	115	78	34	6	2.94	Average
Access to fresh, affordable, healthy food	50	166	116	29	8	2	2.40	Good



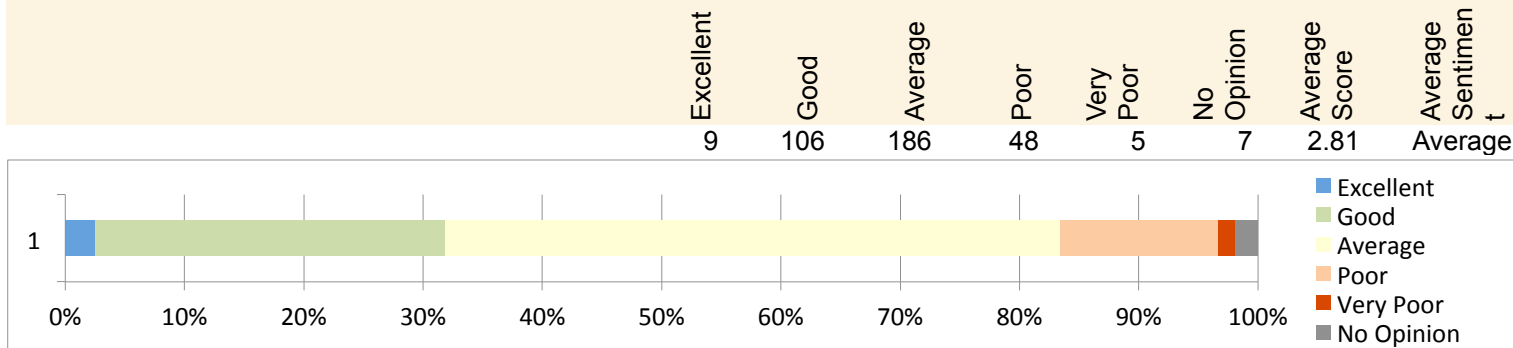
3. Overall, how would you rate the quality of life in the City of Kingston?

	Excellent	Good	Average	Poor	Very Poor	No Opinion	Average Score	Average Sentiment
	6	105	175	79	8	1	2.94	Average



COMPREHENSIVE PLAN PUBLIC OPINION ONLINE SURVEY

4. How would you rate the overall environmental quality in the City of Kingston?

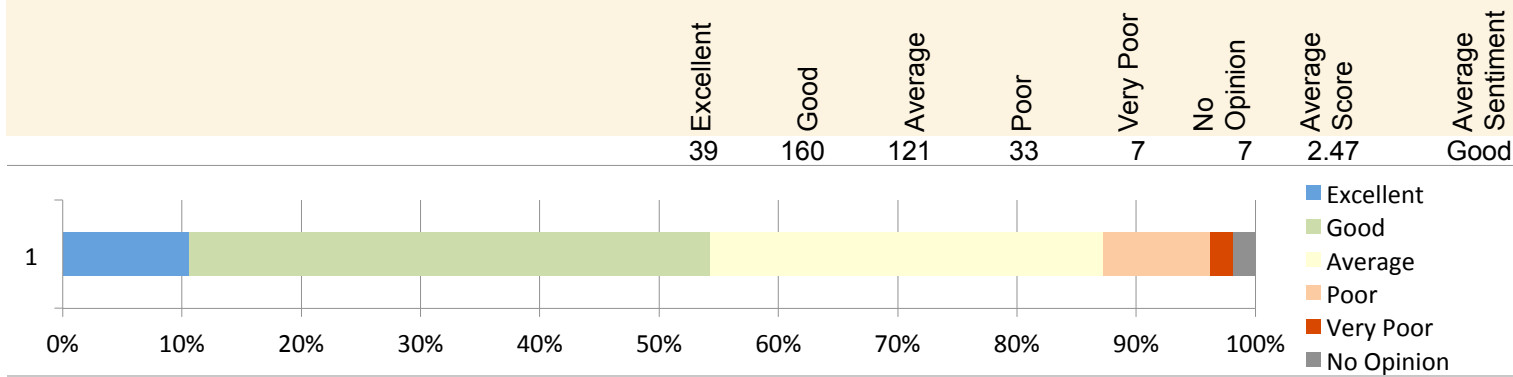


5. Please let us know how important or unimportant you feel it is to protect the following resources:

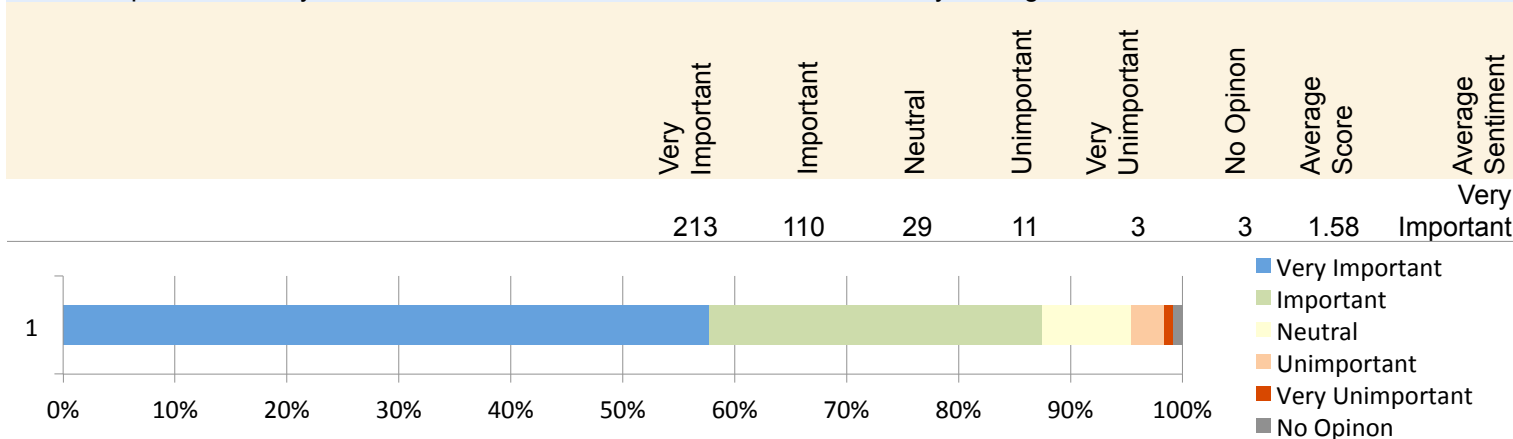
	1 Very Important	2 Important	3 Neutral	4 Unimportant	5 Very Unimportant	6 No Opinion	Average Score	Average Sentiment
Air Quality	209	119	23	6	5	4	1.56	Very Important
Groundwater	231	101	16	6	5	6	1.48	Very Important
Open Space	161	141	48	9	5	3	1.78	Very Important
Parks	191	142	25	1	4	2	1.58	Very Important
Surface Water	186	126	34	8	5	5	1.66	Very Important
Wetlands	158	113	67	13	9	7	1.89	Important
Wildlife Habitat	155	128	59	9	9	3	1.86	Important
Historic and Cultural Sites	208	120	29	2	6	2	1.57	Very Important
Scenic Vistas	179	131	40	3	6	2	1.68	Very Important

COMPREHENSIVE PLAN PUBLIC OPINION ONLINE SURVEY

6. How would you rate the overall arts & entertainment opportunities in Kingston?



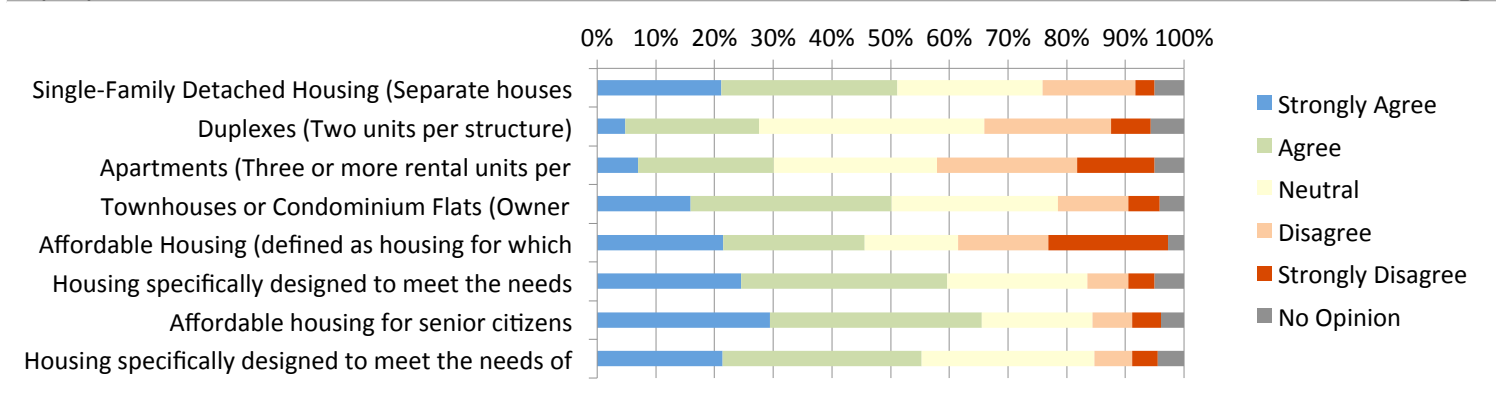
7. How important is it to you that the historical and cultural character of the City of Kingston be maintained?



COMPREHENSIVE PLAN PUBLIC OPINION ONLINE SURVEY

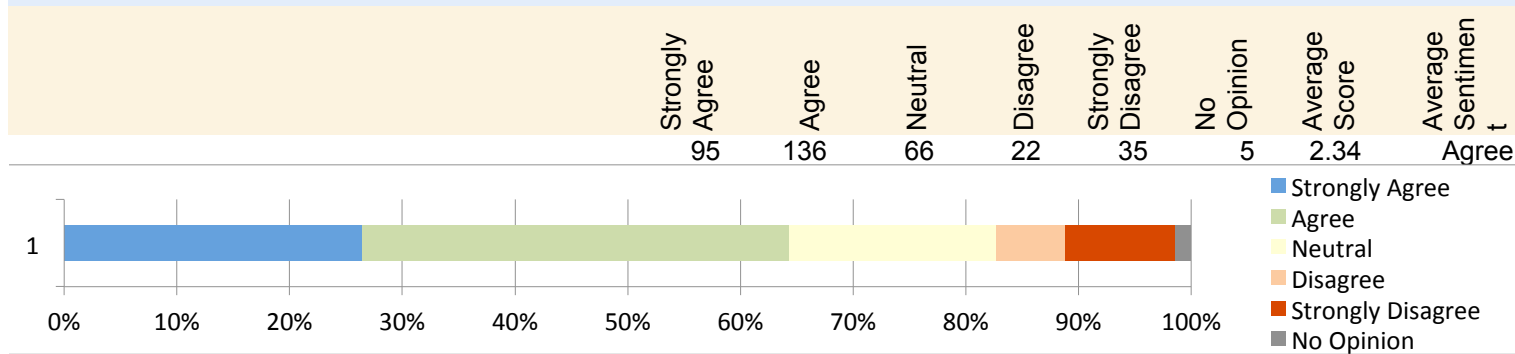
8. Please indicate whether you agree or disagree that more of the following types of housing are needed in the City of Kingston:

	1	2	3	4	5	6		
	Strongly Agree	Agree	Neutral	Disagree	Strongly Disagree	No Opinion	Average Score	Average Sentiment
Single-Family Detached Housing (Separate houses on individual lots)	76	108	89	57	12	18	2.48	Agree
Duplexes (Two units per structure)	17	81	136	77	24	20	3.03	Neutral
Apartments (Three or more rental units per structure)	25	82	99	85	47	18	3.14	Neutral
Townhouses or Condominium Flats (Owner occupied)	57	123	102	43	19	15	2.55	Agree
Affordable Housing (defined as housing for which the occupant is paying no more than 30% of gross income for housing costs)	77	86	57	55	73	10	2.89	Neutral
Housing specifically designed to meet the needs senior citizens	88	126	86	25	16	18	2.28	Agree
Affordable housing for senior citizens	106	130	68	24	18	14	2.18	Agree
Housing specifically designed to meet the needs of people with disabilities	77	122	106	23	16	16	2.36	Agree



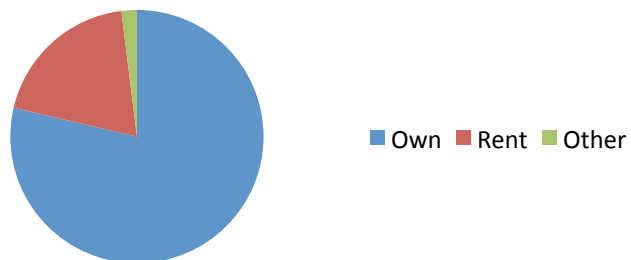
COMPREHENSIVE PLAN PUBLIC OPINION ONLINE SURVEY

9. Please indicate whether you agree or disagree that the city needs to provide programs to low- and moderate-income residents for the purpose of rehabilitating their homes.



10. Do you own or rent your home?

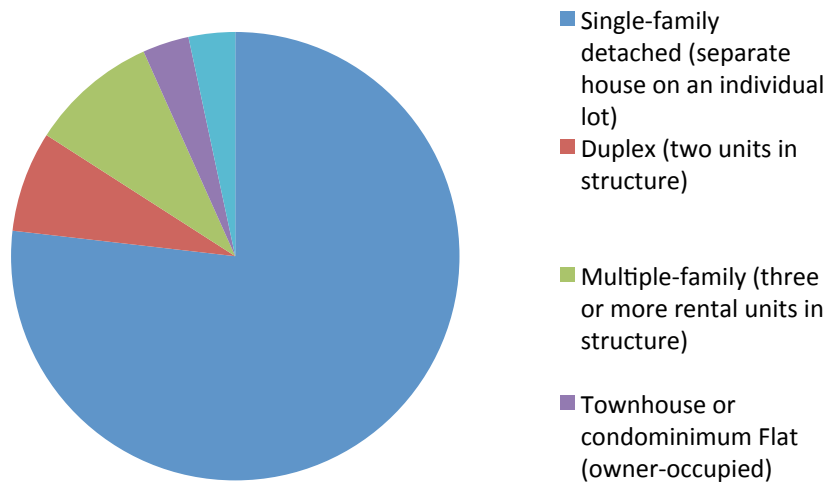
	Number of Responses	Response Ratio
Own	280	59.3%
Rent	69	14.6%
Other	7	1.4%
No Responses	116	24.5%
Total	472	100%



COMPREHENSIVE PLAN PUBLIC OPINION ONLINE SURVEY

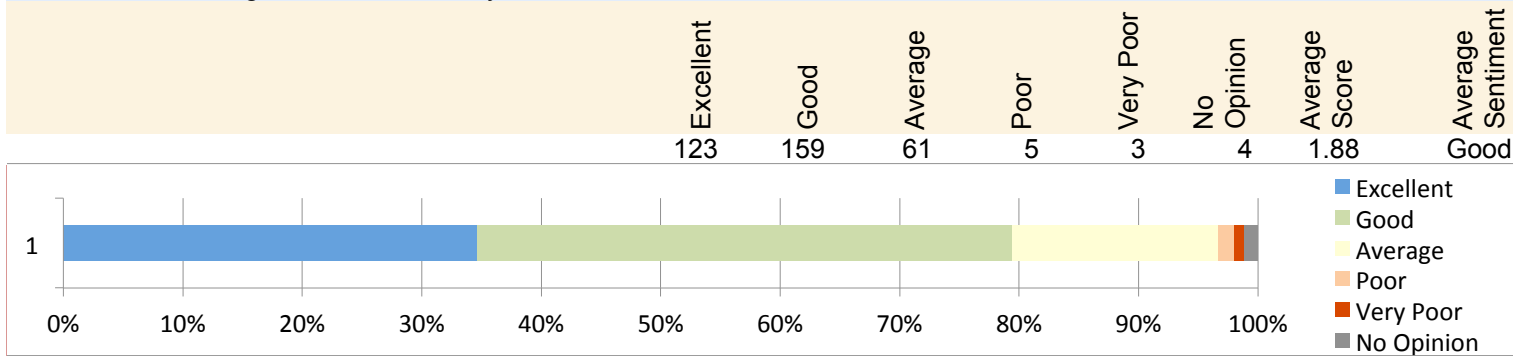
11. In what type of housing do you currently live?

	Number of Responses	Response Ratio
Single-family detached (separate house on an individual lot)	275	58.2%
Duplex (two units in structure)	26	5.5%
Multiple-family (three or more rental units in structure)	33	6.9%
Townhouse or condominium Flat (owner-occupied)	12	2.5%
Other	12	2.5%
No Responses	114	24.1%
Total	472	100%

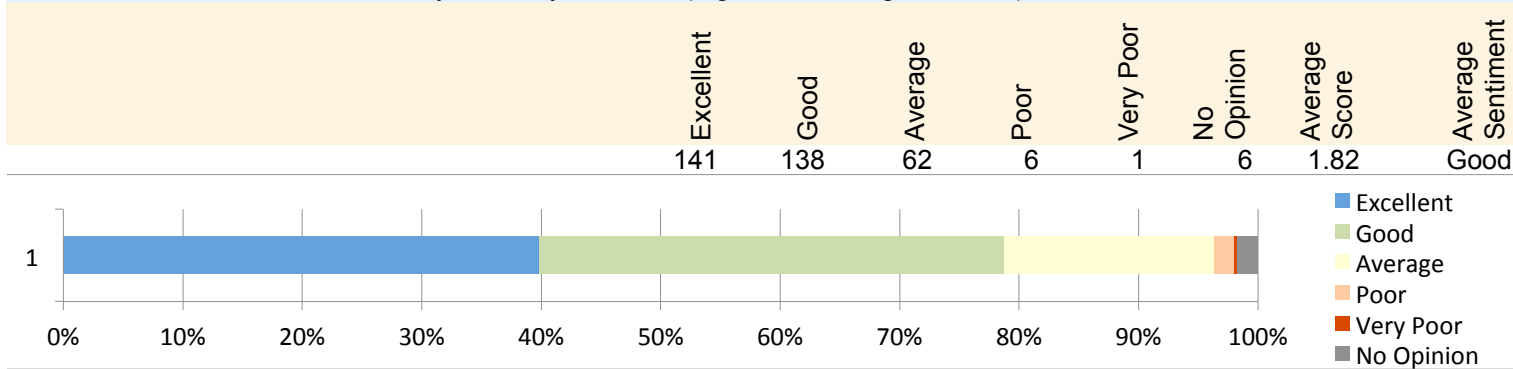


COMPREHENSIVE PLAN PUBLIC OPINION ONLINE SURVEY

12. Please rate the general condition of your residence.

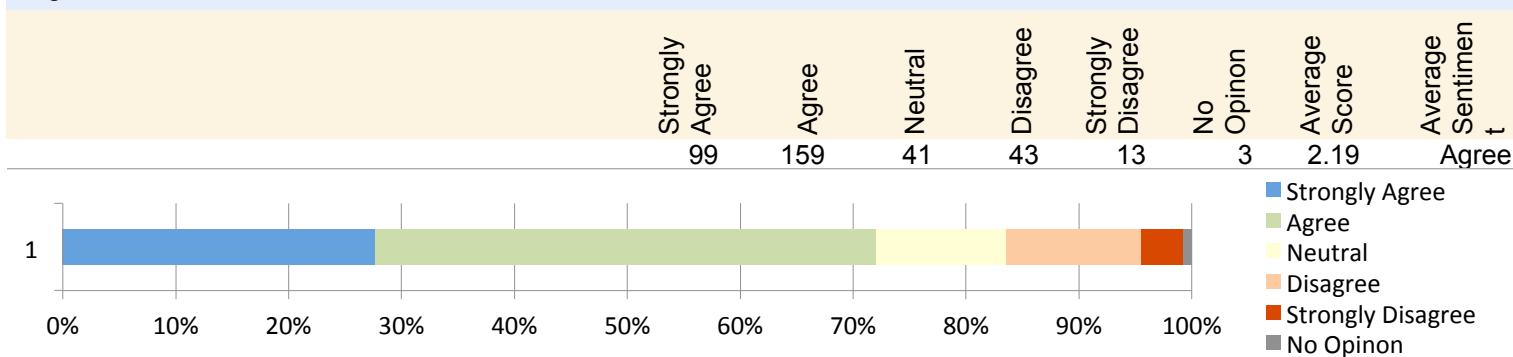


13. Please rate the health and safety level of your home (e.g. safe building, lead free)



COMPREHENSIVE PLAN PUBLIC OPINION ONLINE SURVEY

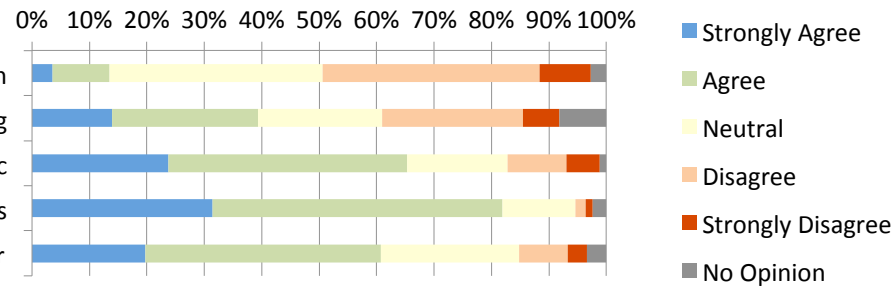
14. Please indicate whether you agree or disagree with the following statement: "I feel comfortable walking in my neighborhood."



15. Please indicate whether you agree or disagree with the following statements:

	1	2	3	4	5	6		
	Strongly Agree	Agree	Neutral	Disagree	Strongly Disagree	No Opinion	Average Score	Average Sentiment
The density of development in the City of Kingston is too great.	12	33	124	126	30	9	3.40	Neutral
The City has been too restrictive in regulating development.	46	84	71	81	21	27	2.83	Neutral
I would support future expansion of the City's public facilities such as city parks, paid for with City funds.	79	138	58	34	19	4	2.32	Agree
I would support future growth if project sponsors pay for street and utility improvements.	104	167	42	6	4	8	1.88	Agree
The City should expand the current sewer/water capacity to support additional development.	65	135	79	28	11	11	2.32	Agree

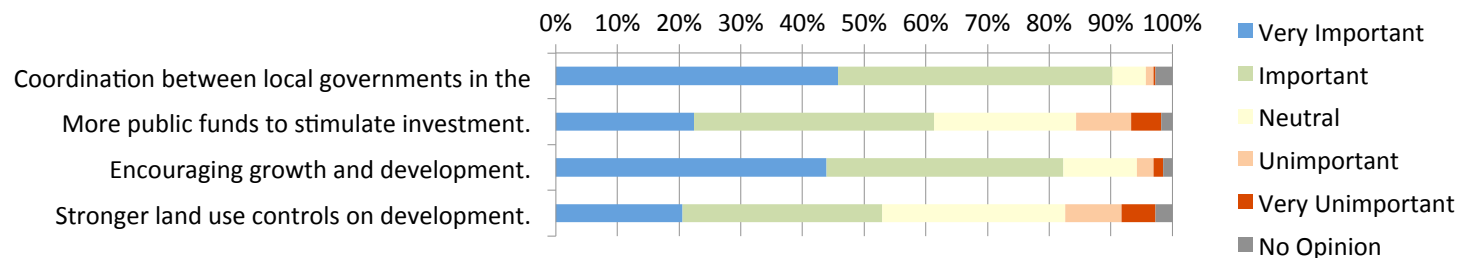
COMPREHENSIVE PLAN PUBLIC OPINION ONLINE SURVEY



16. As the City deals with land use issues, how important do you think the following strategies are?

	1	2	3	4	5	6		
	Very Important	Important	Neutral	Unimportant	Very Unimportant	No Opinion	Average Score	Average Sentiment
Coordination between local governments in the region.	150	146	18	4	1	9	1.62	Very Important
More public funds to stimulate investment.	73	127	75	29	16	6	2.34	Important
Encouraging growth and development.	144	126	39	9	5	5	1.78	Very Important
Stronger land use controls on development.	67	106	97	30	18	9	2.45	Important

79 Comment(s)

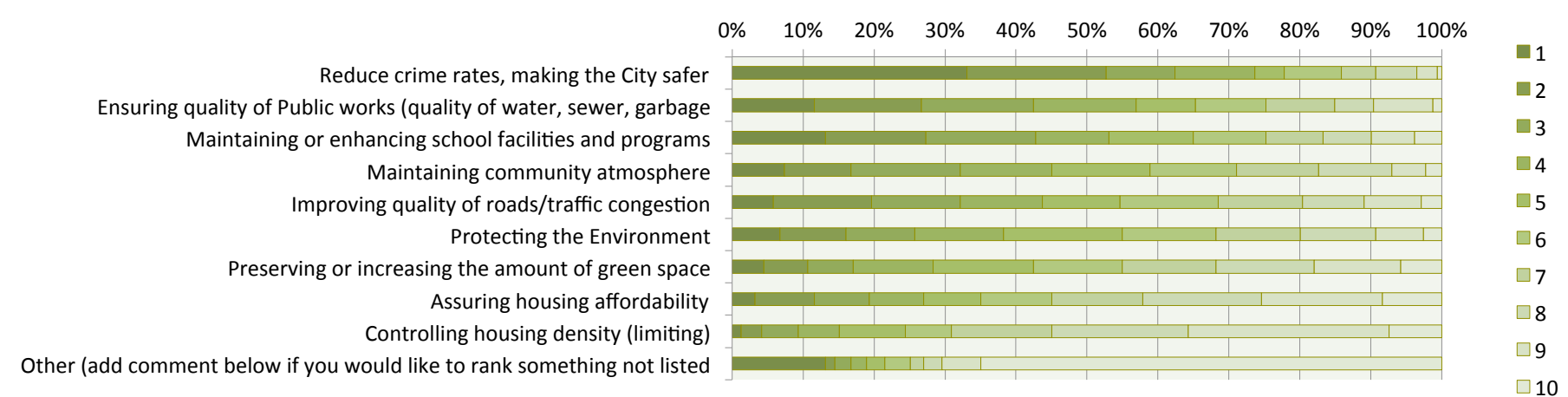


COMPREHENSIVE PLAN PUBLIC OPINION ONLINE SURVEY

17. Please rank the following list of city management issues in order of importance to you:

	Most Important												
	1	2	3	4	5	6	7	8	9	10	Average	Average	Rank
Reduce crime rates, making the City safer	103	61	30	35	13	25	15	18	9	2	#		1
Ensuring quality of Public works (quality of water, sewer, garbage collection)	36	47	49	45	26	31	30	17	26	4	#		2
Maintaining or enhancing school facilities and programs	41	44	48	32	37	32	25	21	19	12	#		3
Maintaining community atmosphere	23	29	48	40	43	38	36	32	15	7	#		4
Improving quality of roads/traffic congestion	18	43	39	36	34	43	37	27	25	9	#		5
Protecting the Environment	21	29	30	39	52	41	37	33	21	8	#		6
Preserving or increasing the amount of green space	14	19	20	35	44	39	41	43	38	18	#		7
Assuring housing affordability	10	26	24	24	25	31	40	52	53	26	#		8
Controlling housing density (limiting)	4	9	16	18	29	20	44	60	88	23	#		9
Other (add comment below if you would like to rank something not listed above)	41	4	7	7	8	11	6	8	17	202	#		10

125 Comment(s)

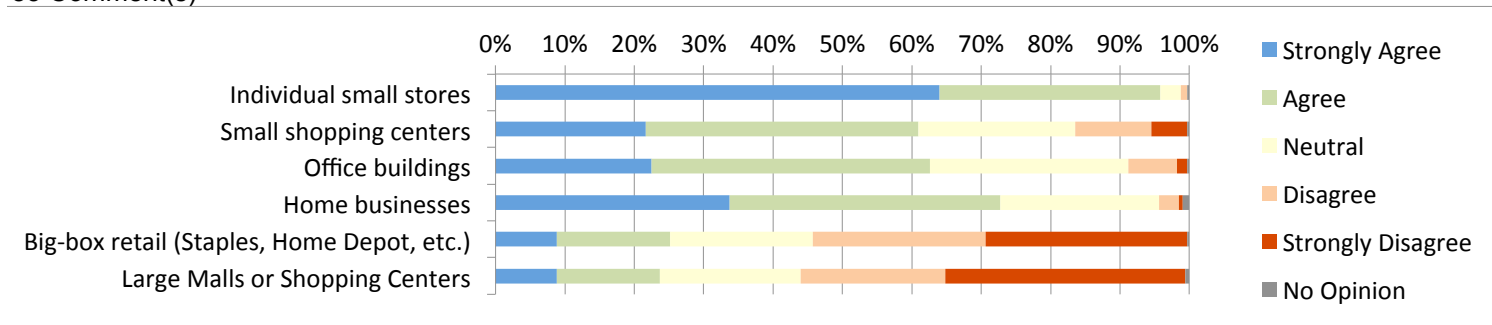


COMPREHENSIVE PLAN PUBLIC OPINION ONLINE SURVEY

18. Should the following types of commercial economic development be encouraged or discouraged in Kingston?

	1	2	3	4	5	6		
	Strongly Agree	Agree	Neutral	Disagree	Strongly Disagree	No Opinion	Average Score	Average Sentiment
Individual small stores	213	106	10	3	0	1	1.41	Strongly Encourage
Small shopping centers	71	129	74	36	17	1	2.39	Encourage
Office buildings	74	132	94	23	5	1	2.25	Encourage
Home businesses	109	126	74	9	2	3	1.97	Encourage
Big-box retail (Staples, Home Depot, etc.)	29	54	68	82	96	1	3.49	Discourage
Large Malls or Shopping Centers	29	49	67	69	114	2	3.58	Discourage

83 Comment(s)

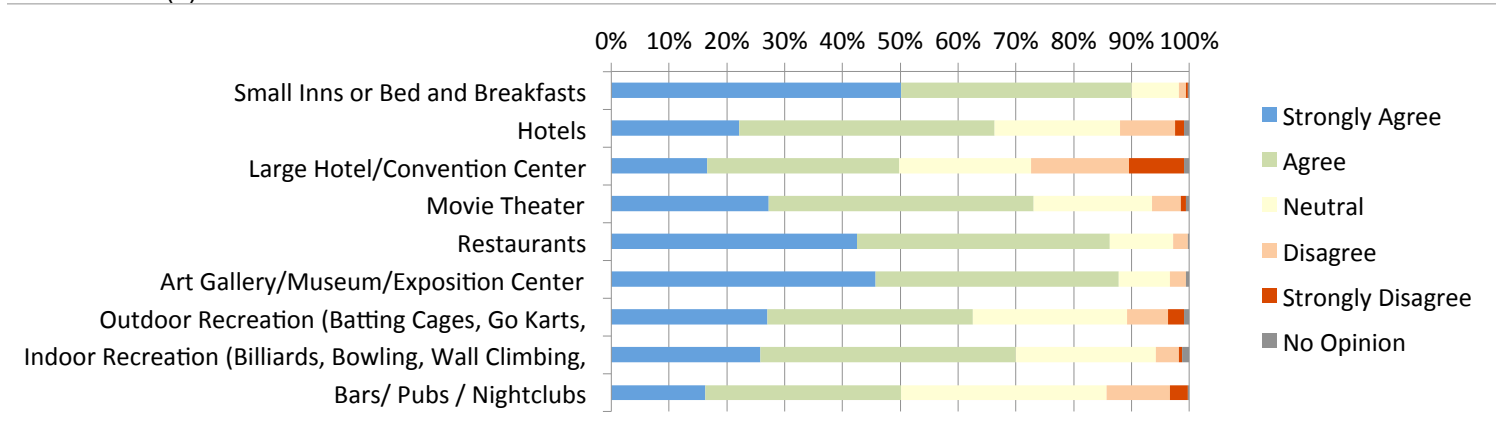


COMPREHENSIVE PLAN PUBLIC OPINION ONLINE SURVEY

19. Should the following types of tourism/entertainment economic development be encouraged or discouraged in Kingston?

	1	2	3	4	5	6		
	Strongly Agree	Agree	Neutral	Disagree	Strongly Disagree	No Opinion	Average Score	Average Sentiment
Small Inns or Bed and Breakfasts	165	131	27	4	1	1	1.61	Strongly Encourage
Hotels	72	144	71	31	5	3	2.24	Encourage
Large Hotel/Convention Center	54	108	74	55	31	3	2.69	Neutral
Movie Theater	89	150	67	16	3	2	2.06	Encourage
Restaurants	139	143	36	8	0	1	1.73	Strongly Encourage
Art Gallery/Museum/Exposition Center	149	137	29	9	0	2	1.69	Strongly Encourage
Outdoor Recreation (Batting Cages, Go Karts, Driving Range, Mini golf, etc.)	88	116	87	23	9	3	2.22	Encourage
Indoor Recreation (Billiards, Bowling, Wall Climbing, etc.)	85	145	80	13	2	4	2.08	Encourage
Bars/ Pubs / Nightclubs	53	111	116	36	10	1	2.51	Encourage

57 Comment(s)

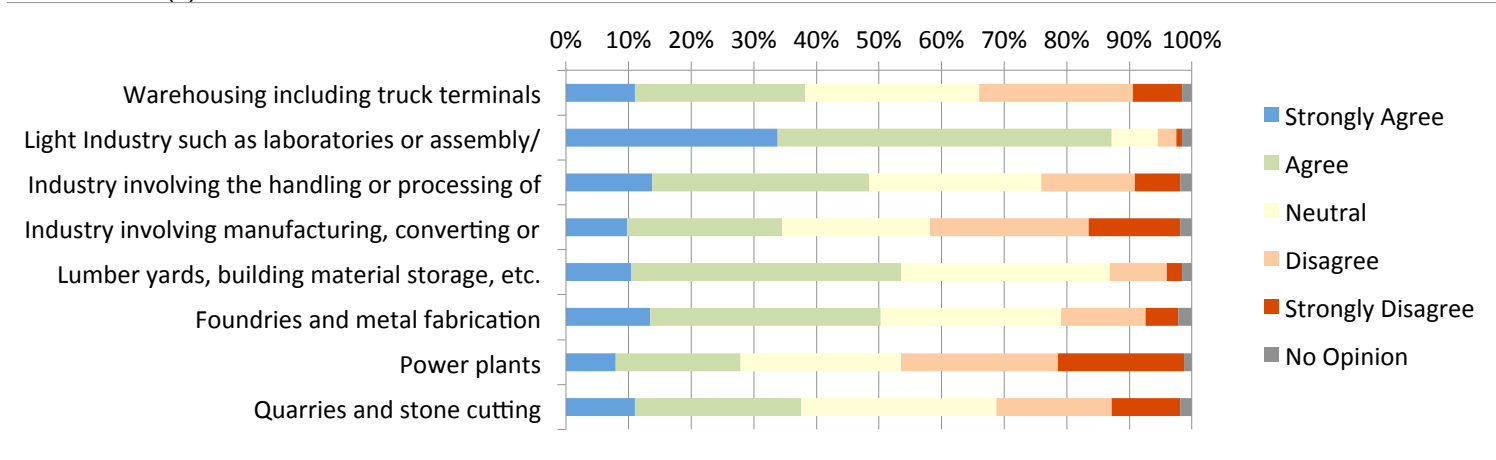


COMPREHENSIVE PLAN PUBLIC OPINION ONLINE SURVEY

20. Should the following types of industrial economic development be encouraged or discouraged in Kingston?

	1	2	3	4	5	6		
	Strongly Agree	Agree	Neutral	Disagree	Strongly Disagree	No Opinion	Average Score	Average Sentiment
Warehousing including truck terminals	36	89	91	80	26	5	2.91	Neutral
Light Industry such as laboratories or assembly/disassembly	111	175	24	10	3	5	1.82	Encourage
Industry involving the handling or processing of solid waste into energy	45	114	90	49	24	6	2.67	Neutral
Industry involving manufacturing, converting or processing of raw materials including chemicals	32	81	77	83	48	6	3.11	Neutral
Lumber yards, building material storage, etc.	34	141	109	30	8	5	2.49	Encourage
Foundries and metal fabrication	44	120	94	44	17	7	2.59	Encourage
Power plants	26	65	84	82	66	4	3.30	Neutral
Quarries and stone cutting	36	87	102	60	36	6	2.92	Neutral

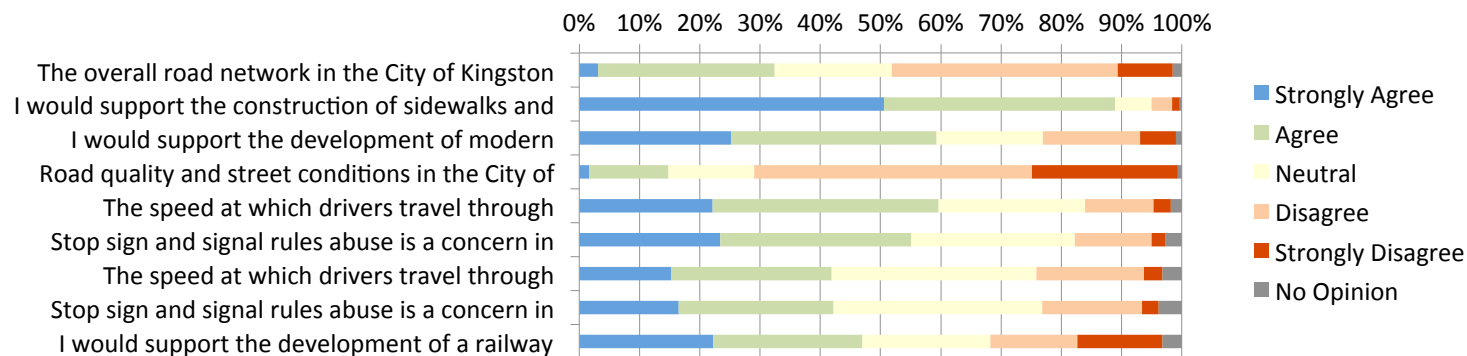
58 Comment(s)



COMPREHENSIVE PLAN PUBLIC OPINION ONLINE SURVEY

21. Please indicate whether you agree or disagree with the following statements:

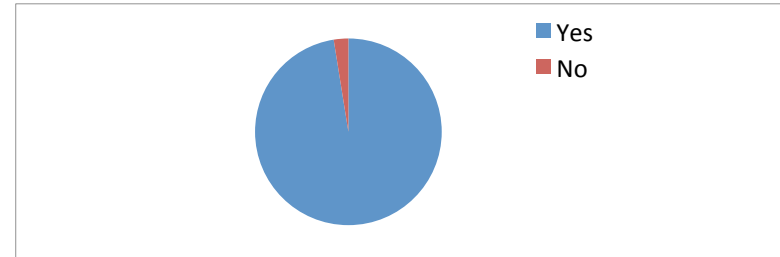
	1	2	3	4	5	6		
	Strongly Agree	Agree	Neutral	Disagree	Strongly Disagree	No Opinion	Average Score	Average Sentiment
The overall road network in the City of Kingston meets the needs of its citizens.	10	93	62	119	29	5	3.20	Neutral
I would support the construction of sidewalks and pathways to promote walking and biking in City.	160	121	19	11	4	1	1.66	Strongly Agree
I would support the development of modern roundabouts at new or reconstructed intersections that are heavily trafficked.	80	108	56	51	19	3	2.43	Agree
Road quality and street conditions in the City of Kingston are acceptable for present usage.	5	42	45	146	77	2	3.79	Disagree
The speed at which drivers travel through residential areas is a concern.	70	119	77	36	9	6	2.34	Agree
Stop sign and signal rules abuse is a concern in residential areas.	74	100	86	40	7	9	2.37	Agree
The speed at which drivers travel through commercial areas is a concern.	48	84	107	56	10	10	2.66	Neutral
Stop sign and signal rules abuse is a concern in commercial areas.	52	81	109	52	9	12	2.62	Neutral
I would support the development of a railway through the heart of Kingston.	69	77	66	45	44	10	2.73	Neutral



COMPREHENSIVE PLAN PUBLIC OPINION ONLINE SURVEY

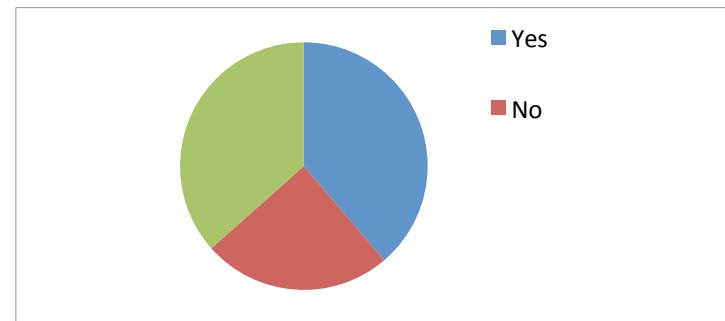
22. Do you own a motor vehicle or have one available for use?

	Number of Responses	Response Ratio
Yes	309	65.4%
No	8	1.6%
No Responses	155	32.8%
Total	472	100%



23. Would you use public transportation to locations within the City of Kingston if it were available?

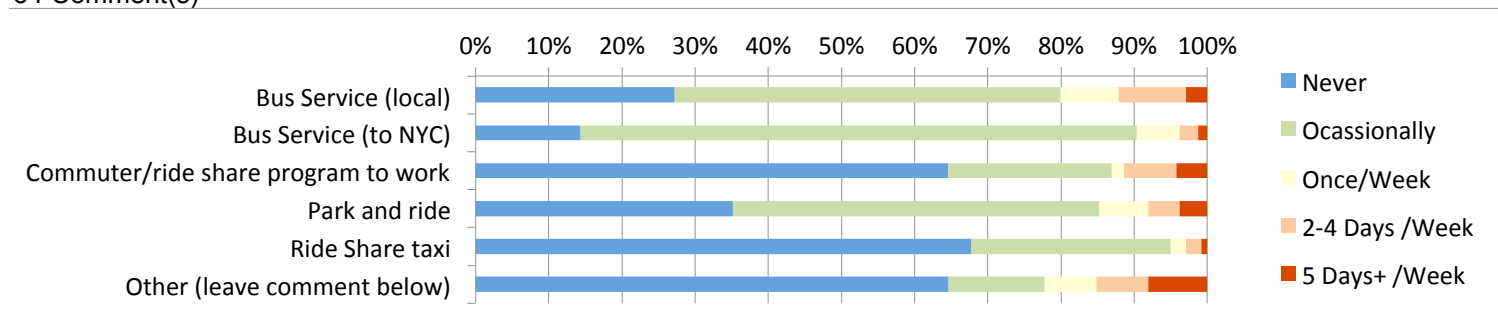
	Number of Responses	Response Ratio
Yes	124	26.2%
No	79	16.7%
Maybe	117	24.7%
No Responses	152	32.2%
Total	472	100%



COMPREHENSIVE PLAN PUBLIC OPINION ONLINE SURVEY

24. You indicate you might use public transportation. How often would you use the following forms of public transportation.

	1 Never	2 Occasionally	3 Once/Week	4 2-4 Days /Week	5 5 Days+ /Week	Average Response	Average Sentiment
Bus Service (local)	65	126	19	22	7	2.14	Occasionally
Bus Service (to NYC)	34	180	14	6	3	2.06	Occasionally
Commuter/ride share program to work	153	53	4	17	10	1.63	Never
Park and ride	83	118	16	10	9	2.19	Occasionally
Ride Share taxi	161	65	5	5	2	1.46	Never
Other (leave comment below)	64	13	7	7	8	1.70	Never
54 Comment(s)							

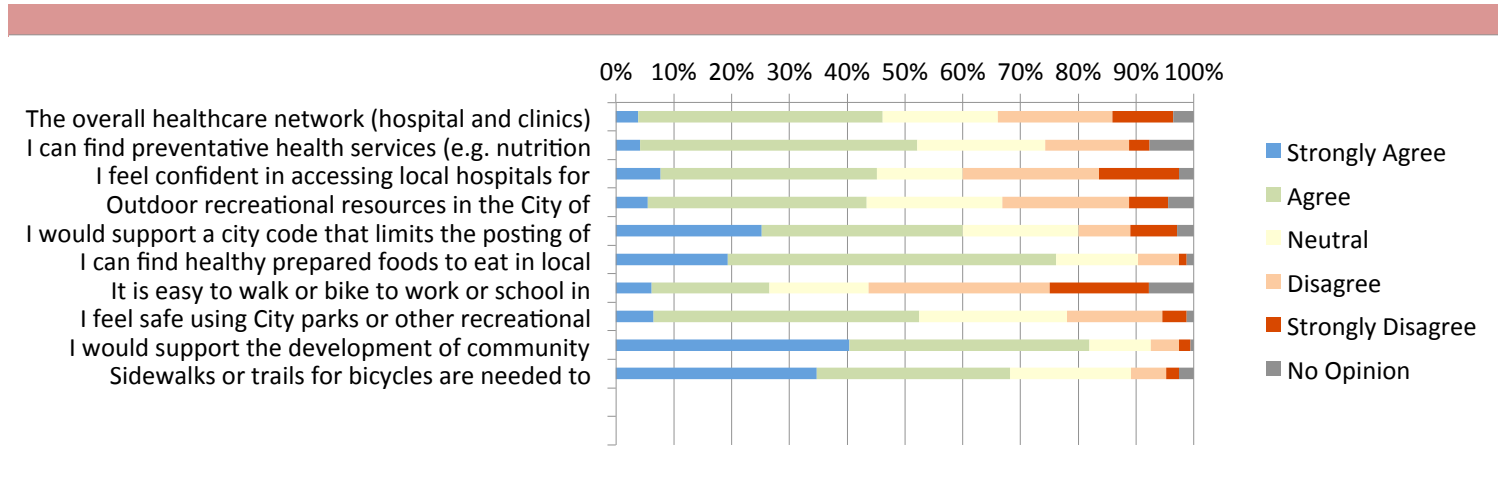


COMPREHENSIVE PLAN PUBLIC OPINION ONLINE SURVEY

25. Please indicate whether you agree or disagree with the following statements:

	1	2	3	4	5	6		
	Strongly Agree	Agree	Neutral	Disagree	Strongly Disagree	No Opinion	Average Score	Average Sentiment
The overall healthcare network (hospital and clinics) in the City of Kingston meets my needs.	12	132	62	62	33	11	2.91	Neutral
I can find preventative health services (e.g. nutrition classes, physical therapy, stress reduction classes, etc.) that fit my needs within	13	149	69	45	11	24	2.62	Neutral
I feel confident in accessing local hospitals for emergency service needs.	24	116	46	73	43	8	2.98	Neutral
Outdoor recreational resources in the City of Kingston meet my needs.	17	118	73	68	21	14	2.86	Neutral
I would support a city code that limits the posting of tobacco and alcohol advertisements on storefronts.	78	108	62	28	25	9	2.38	Agree
I can find healthy prepared foods to eat in local Kingston restaurants.	60	176	44	22	4	4	2.13	Agree
It is easy to walk or bike to work or school in Kingston.	19	63	53	97	53	24	3.36	Neutral
I feel safe using City parks or other recreational facilities.	20	142	79	51	13	4	2.66	Neutral
I would support the development of community gardens in public spaces.	125	129	33	15	6	2	1.86	Agree
Sidewalks or trails for bicycles are needed to connect my neighborhood to commercial areas.	108	104	65	19	7	8	2.05	Agree

COMPREHENSIVE PLAN PUBLIC OPINION ONLINE SURVEY

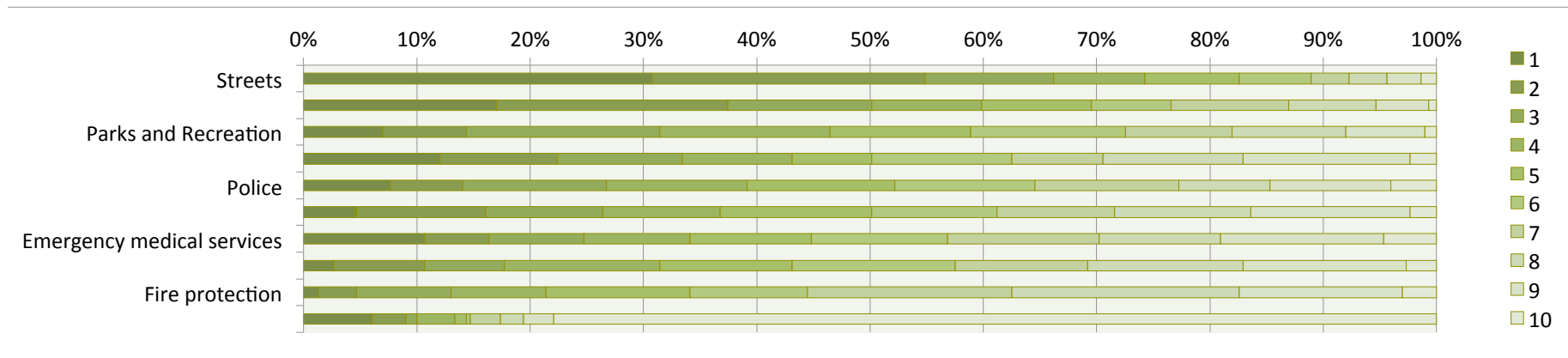


COMPREHENSIVE PLAN PUBLIC OPINION ONLINE SURVEY

26. Please rank the following list of services and facilities in order of their need for new development or physical improvement.

	Greatest Need										Average	Average
	1	2	3	4	5	6	7	8	9	10	#	Rank
Streets	92	72	34	24	25	19	10	10	9	4	#	1
Water and Sewer	51	61	38	29	29	21	31	23	14	2	#	2
Parks and Recreation	21	22	51	45	37	41	28	30	21	3	#	3
Communications: Wireless, cable or fiber optic to homes and businesses	36	31	33	29	21	37	24	37	44	7	#	4
Police	23	19	38	37	39	37	38	24	32	12	#	5
Public Transportation	14	34	31	31	40	33	31	36	42	7	#	6
Emergency medical services	32	17	25	28	32	36	40	32	43	14	#	7
Library	8	24	21	41	35	43	35	41	43	8	#	8
Fire protection	4	10	25	25	38	31	54	60	43	9	#	9
Other (add comment below if you would like to rank something not listed above)	18	9	3	10	3	1	8	6	8	233	#	10

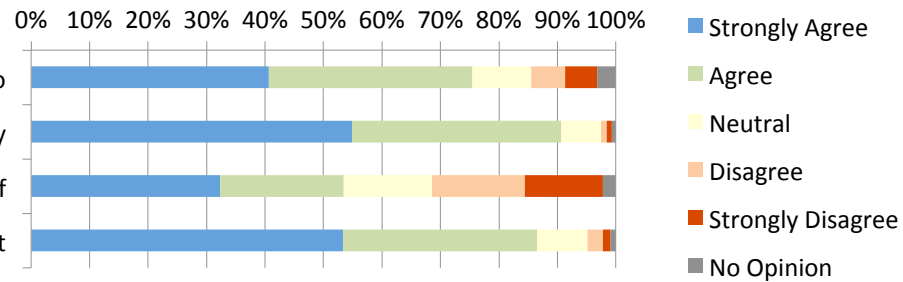
87 Comment(s)



COMPREHENSIVE PLAN PUBLIC OPINION ONLINE SURVEY

27. Please indicate whether you agree or disagree with the following statements:

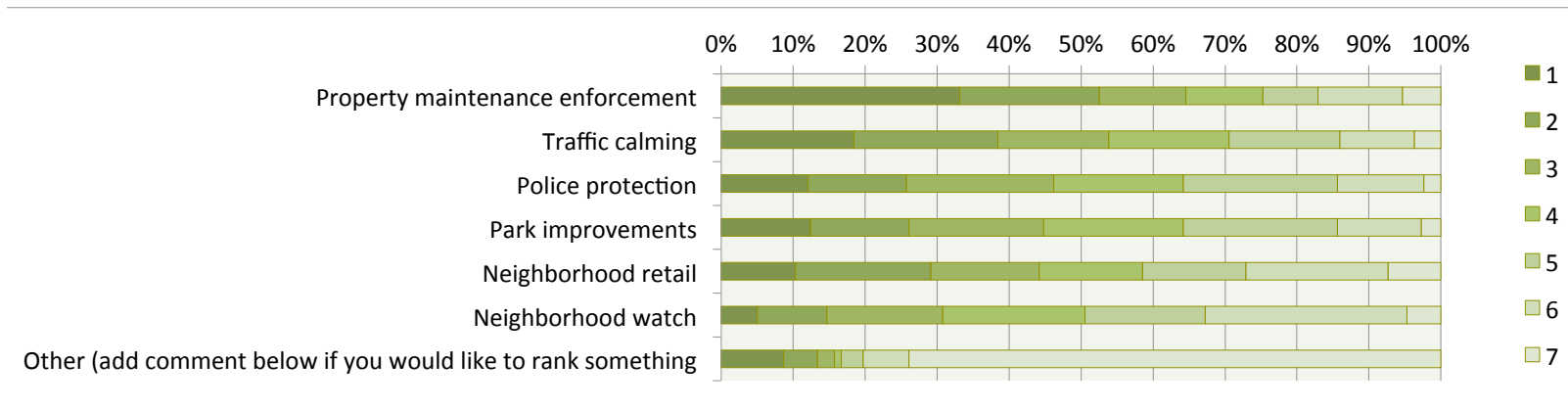
	1	2	3	4	5	6		
	Strongly Agree	Agree	Neutral	Disagree	Strongly Disagree	No Opinion	Average Score	Average Sentiment
I would support moving the police station to Broadway in midtown.	126	108	31	18	17	10	1.97	Agree
I would support locating a SUNY Ulster Community College Campus in Kingston.	170	111	21	3	3	2	1.56	Strongly Agree
I would support a roundabout at the intersection of I-587 and Broadway.	100	65	47	49	41	7	2.56	Agree
I would support more festivals and outdoor art shows.	166	103	27	8	4	3	1.64	Strongly Agree



COMPREHENSIVE PLAN PUBLIC OPINION ONLINE SURVEY

28. Please rank the following list of services and facilities in order of the most important need for your neighborhood to the least important need.

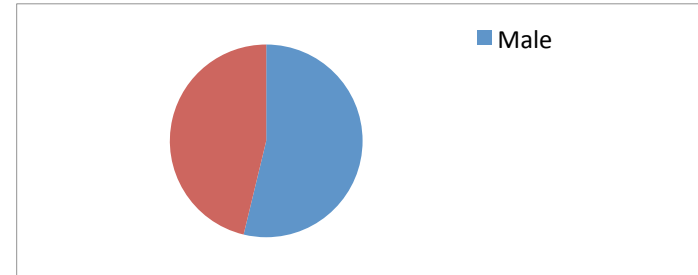
	Greatest need									
	1	2	3	4	5	6	7	Average Score	Average Rank	
Property maintenance enforcement	99	58	36	32	23	35	16	2.97	1	
Traffic calming	55	60	46	50	46	31	11	3.36	2	
Police protection	36	41	61	54	64	36	7	3.69	3	
Park improvements	37	41	56	58	64	35	8	3.70	4	
Neighborhood retail	31	56	45	43	43	59	22	3.92	5	
Neighborhood watch	15	29	48	59	50	84	14	4.36	6	
Other (add comment below if you would like to rank something not listed above)	26	14	7	3	9	19	221	6.00	7	
88 Comment(s)										



COMPREHENSIVE PLAN PUBLIC OPINION ONLINE SURVEY

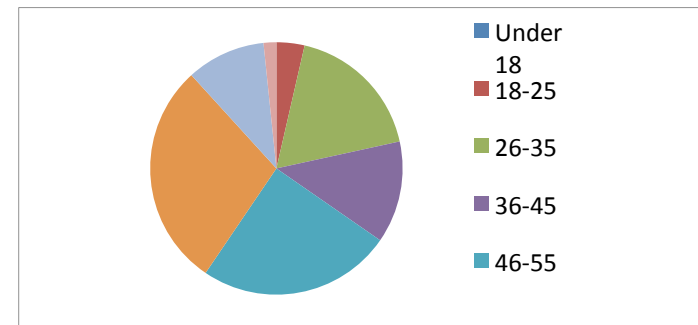
29. Gender

	Number of Responses	Response Ratio
Male	164	34.7%
Female	141	29.8%
No Responses	167	35.3%
Total	472	100%



30. What is your age?

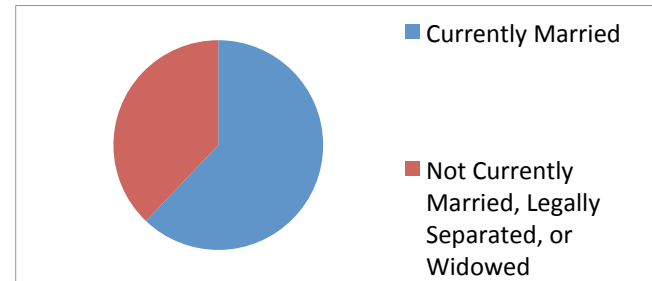
	Number of Responses	Response Ratio
Under 18	0	0.0%
18-25	11	2.3%
26-35	55	11.6%
36-45	40	8.4%
46-55	76	16.1%
56-65	88	18.6%
66-75	31	6.5%
75+	5	1.0%
No Responses	166	35.1%
Total	472	100%



COMPREHENSIVE PLAN PUBLIC OPINION ONLINE SURVEY

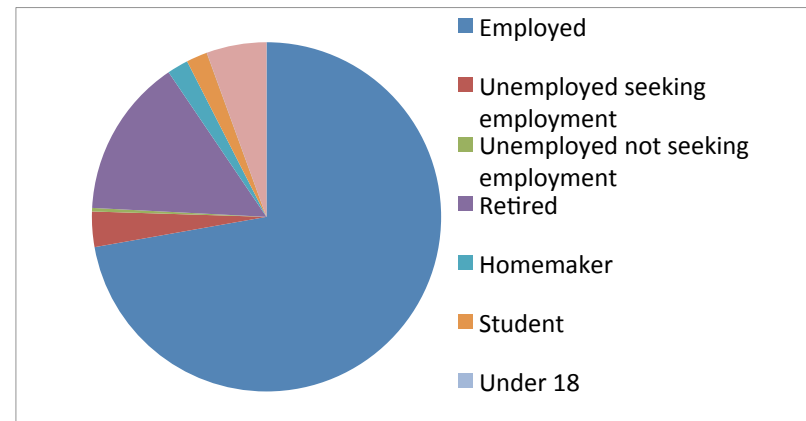
31. Marital Status

	Number of Responses	Response Ratio
Currently Married	187	39.6%
Not Currently Married, Legally Separated, or Widowed	114	24.1%
No Responses	171	36.2%
Total	472	100%



32. Employment status? (If you are under 18, check "Under 18" regardless of status)

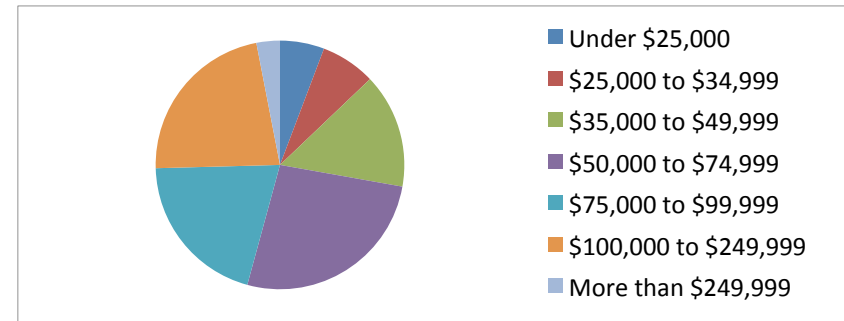
	Number of Responses	Response Ratio
Employed	221	46.8%
Unemployed seeking employment	10	2.1%
Unemployed not seeking employment	1	<1%
Retired	45	9.5%
Homemaker	6	1.2%
Student	6	1.2%
Under 18	0	0.0%
Other	17	3.6%
No Responses	166	35.1%
Total	472	100%



COMPREHENSIVE PLAN PUBLIC OPINION ONLINE SURVEY

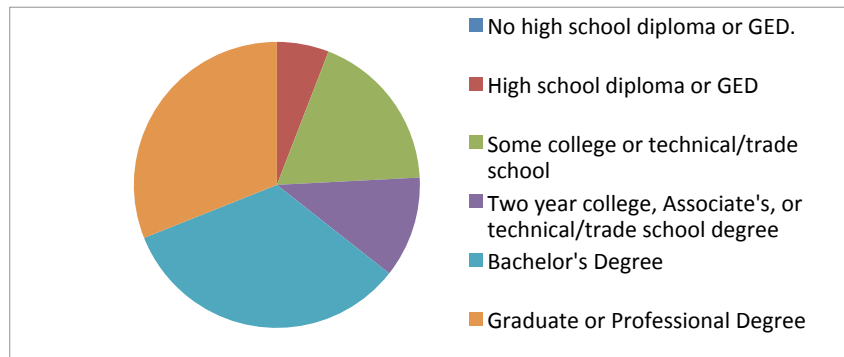
33. What is your approximate annual family income?

	Number of Responses	Response Ratio
Under \$25,000	17	3.6%
\$25,000 to \$34,999	21	4.4%
\$35,000 to \$49,999	44	9.3%
\$50,000 to \$74,999	78	16.5%
\$75,000 to \$99,999	60	12.7%
\$100,000 to \$249,999	66	13.9%
More than \$249,999	9	1.9%
No Responses	177	37.5%
Total	472	100%



34. What is your highest level of education?

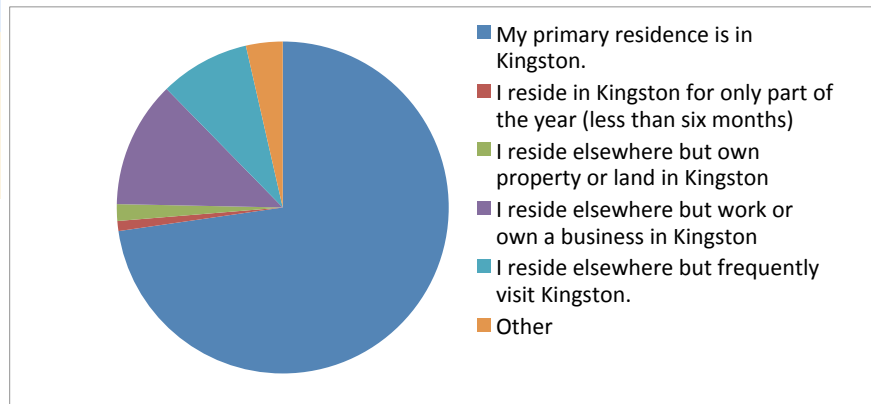
	Number of Responses	Response Ratio
No high school diploma or GED.	0	0.0%
High school diploma or GED	18	3.8%
Some college or technical/trade school	56	11.8%
Two year college, Associate's, or technical/trade school	35	7.4%
Bachelor's Degree	102	21.6%
Graduate or Professional Degree	95	20.1%
No Responses	166	35.1%
Total	472	100%



COMPREHENSIVE PLAN PUBLIC OPINION ONLINE SURVEY

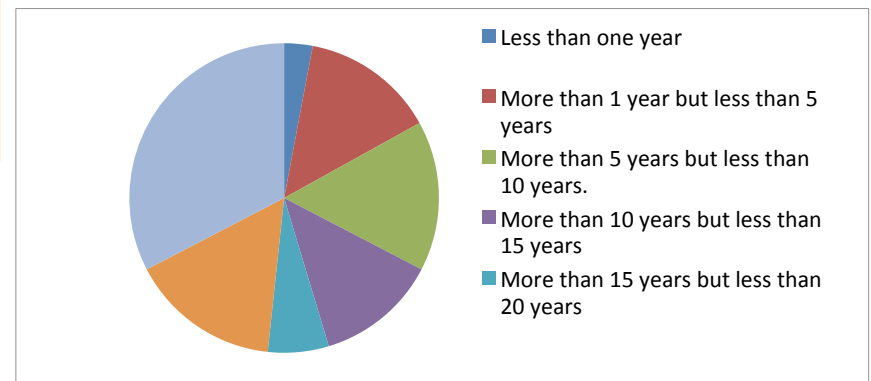
35. Please choose your residency status (please choose the first answer that applies to you)

	Number of Responses	Response Ratio
My primary residence is in Kingston.	224	47.4%
I reside in Kingston for only part of the year (less than six months)	3	<1%
I reside elsewhere but own property or land in Kingston	5	1.0%
I reside elsewhere but work or own a business in Kingston	38	8.0%
I reside elsewhere but frequently visit Kingston.	27	5.7%
Other	11	2.3%
No Responses	164	34.7%
Total	472	100%



36. Approximately how long have you lived in Kingston?

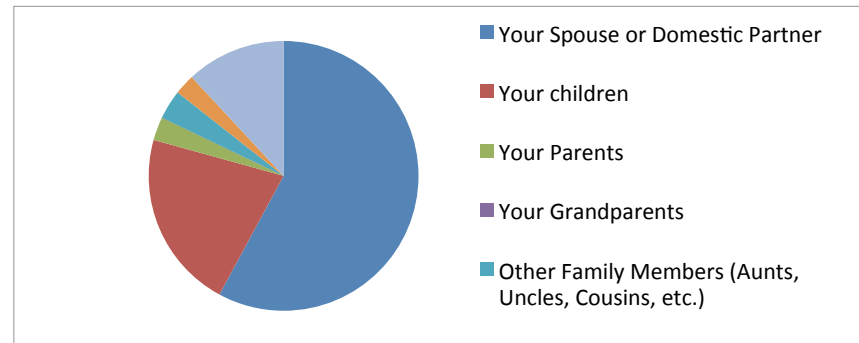
	Number of Responses	Response Ratio
Less than one year	7	1.4%
More than 1 year but less than 5 years	33	6.9%
More than 5 years but less than 10 years.	37	7.8%
More than 10 years but less than 15 years	30	6.3%
More than 15 years but less than 20 years	15	3.1%
More than 20 years but less than 30 years	37	7.8%
More than 30 years	77	16.3%
No Responses	236	50.0%
Total	472	100%



COMPREHENSIVE PLAN PUBLIC OPINION ONLINE SURVEY

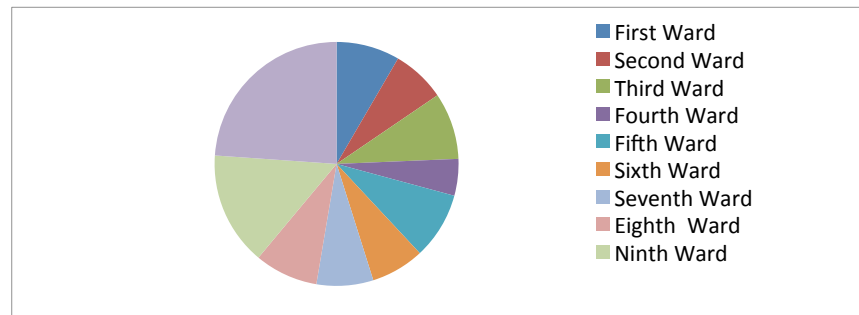
37. If you reside in Kingston, please identify with whom you reside. (check all that apply)

	Number of Responses	Response Ratio
Your Spouse or Domestic Partner	165	72.3%
Your children	61	26.7%
Your Parents	8	3.5%
Your Grandparents	0	0.0%
Other Family Members (Aunts, Uncles, Cousins, etc.)	10	4.3%
Persons not related to you	7	3.0%
I live alone	34	14.9%
Total	228	100%



38. What City Ward do you live in?

	Number of Responses	Response Ratio
First Ward	19	4.0%
Second Ward	16	3.3%
Third Ward	20	4.2%
Fourth Ward	11	2.3%
Fifth Ward	20	4.2%
Sixth Ward	16	3.3%
Seventh Ward	17	3.6%
Eighth Ward	19	4.0%
Ninth Ward	34	7.2%
I am not sure	54	11.4%
No Responses	246	52.1%
Total	472	100%



39. Is there anything else you would like to tell us about the City of Kingston, 156 Response(s)